

# X1S3640

16GA WIDE CROWN STAPLER



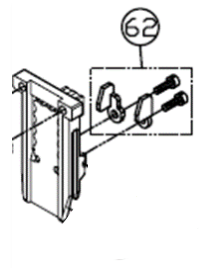
Air Pressure: 80-110 PSI

Max Air Pressure: 120 PSI

Air Fitting Size: 3/8" NPT

## Loading

- Install Wear Plate Filler No.62 (AS-99088) when using short staples 5/8" to 1" (see parts diagram).
- Pull the magazine pusher back until locked (as shown).
- Load the fastener strips. **Magazine Capacity:** 150 fasteners.
- Unlock the pusher.



## Actuation Modes



Selectable Actuation Trigger

Sequential (Restrictive) Trigger (AS-21037) available.

Turn the red button to switch the firing mode.

1. Full Sequential Actuation  
(Factory Preset)

2. Contact Actuation  
(Bump Fire)



## Depth Adjustment

- Turn the wheel clockwise to reduce the penetration (as shown).
- Turn the wheel counterclockwise for deeper penetration (as shown).
- Reducing or increasing the air pressure can also affect the depth of the drive.

